



HACK

YOUR

Christianity

by Shawn Nelson

*How to use modern technology for
explosive Christian growth.*

© 2013 by Shawn Nelson

Published by Geeky Christian
Temecula, CA
www.geekychristian.com

Printed in the United States of America

Hack Your Christianity by Shawn Nelson is licensed under a Creative Commons Attribution-NonCommercial-NoDerivs 3.0 Unported License.

You must attribute the work in the manner specified by the author or licensor. The licensor permits others to copy, distribute and transmit the work. In return, licensees may not use the work for commercial purposes—unless they get the licensor's permission. The licensor permits others to copy, distribute and transmit only unaltered copies of the work—not derivative works based on it.



Contents

- Section 1: Before You Start5**
 - Instructions6
 - Isn't Hacking Illegal?7
 - Spiritual Basis For These Hacks9
 - Key #1: The Holy Spirit.....10
 - Key #2: Remaining.....12
 - Paul's Key Verse.....14
 - Bodybuilding16
 - Forcing Yourself To Start.16
 - Checking Your Hunger Level18
 - Many Smaller Meals Are Better.19
 - Changing It Up.20
 - A Spiritual Workout Plan.....22
 - Getting A Device25
 - Saving Money.....26
 - Listening Options.....29
 - Built-In Speaker Or Headphones.....30
 - Wireless Speakers30
 - Your Car Stereo31
 - Bluetooth Earpiece.....32

- Section 2: The Hacks33**
 - Get Hungry For The Bible34
 - Get \$50 - \$100 of Free Stuff Every Month44
 - Free Digital Books.....46

Free Audiobooks.....	48
Become a Bible Answer Man	51
What Exactly Is A “Geeky Search”?.....	54
Find Classes, Illustrations and More	55
Free Bible College.....	56
Doesn’t An Actual Degree Matter?	58
How To Get Started.....	59
All Classes Now Work On Android	61
Some Tips:.....	62
Where To Go For More Classes?.....	63
Put a Pastor in Your Living Room	65
Troubleshooting Apple TV.....	78
What If I Abhor Apple Products?.....	79
Get Free Audiobooks	81
Put A Pastor In Your Pocket	86
Become A Walking Library.....	91

Section 3: More Helpful Stuff.....99

Desktop Bible Software	100
Audio Bibles	103
List Of Free Audio Books	108
List Of Free Digital Books	113
About Geeky Christian	126
Our Vision.....	126

Section 1: Before You Start

Be sure to read chapters 1 to 6 for an explanation on how to use this book.

Chapter 1

Instructions



Geeks hate instructions.

So thanks for not skipping!

You're encouraged to skip through this book looking at the chapters that interest you the most. However, if you do this please be sure to first read chapters 1 to 6 in order to understand the reasoning behind this book and how these hacks are meant to be used.

Also, please note that there are many links embedded into this eBook. Click these links to access more info. For example, try clicking on any of these:

The cheapest iPad ([iPad Mini](#)) runs in the low \$300s, the [Kindle Fire](#) is \$139, and you can get a low-end Android tablet new [for under \\$60](#).

Isn't Hacking Illegal?

The hacks in this book are really “life-hacks”. A “life-hack” is really just a tip, trick or shortcut to improve an everyday task.

In the past two decades we have seen how technology has made everything more efficient.



The point of this book is that it's time to use technology to help improve our Christianity. This book contains ideas on how we can do this.

So don't worry, you're doing nothing illegal! At least not by doing the hacks in this book.

Chapter 2

Spiritual Basis For These Hacks



We have all seen movies where the main character is on his deathbed. The closest family members gather around to talk to their loved one for possibly the last time. And there, in the last moments before death, he whispers something that would have a life-changing impact.

John chapter 14 to 17 is this type of scene. Jesus knew he would be hanging on a cross by sunrise the next morning. So he gathered his disciples

together for one last Passover meal to explain that he would be going away. In essence, these are the words of a dying man. And it's in these chapters that we therefore have some of the most intimate, profound and important teachings of Jesus.

It's during this important Last Supper that Jesus reveals two keys for Christian growth. And these keys form the basis for the rest of this book.

Key #1: The Holy Spirit.

The first thing Jesus makes clear is that he would not leave his students as orphans, but he would send the Holy Spirit:

“I will ask the Father, and he will give you another advocate to help you and be with you forever—**the Spirit of truth**. The world cannot accept him, because it neither sees him nor knows him. But you know him, for he lives with you and will be in you. I will **not leave you as orphans**; I will come to you.” (John 14:16-18)

How could the disciples go on to live a victorious, fruitful walk without Jesus being physically present with them? Jesus said it would be through the presence of a new helper, the Holy Spirit.

He would go on to say,

“I have much more to say to you, more than you can now bear. But when he, the Spirit of truth, comes, **he will guide you into all the truth.** He will not speak on his own; he will speak only what he hears, and he will tell you what is yet to come. He will glorify me because it is from me that he will receive what he will make known to you. All that belongs to the Father is mine. That is why I said the Spirit will receive from me what he will make known to you.” (John 16:12-15)

How exciting it must have been for the disciples to walk with Jesus upon the earth! Now Jesus said that they would be able to *continue* to walk with him through the person of the Holy Spirit. The Spirit would be the means by which they, and future believers like us, would have a tangible

relationship with God. Walking with the Holy Spirit is the first key to our Christian growth.

Key #2: Remaining.

The second key Jesus gave us is to remain. The word *remain* is also translated as *abide* and it indicates a continual action of simply staying attached. Jesus said,

“I am the true vine, and my Father is the gardener. He cuts off every branch in me that bears no fruit, while every branch that does bear fruit he prunes so that it will be even more fruitful. You are already clean because of the word I have spoken to you. **Remain** in me, as I also remain in you. No branch can bear fruit by itself; it must remain in the vine. Neither can you bear fruit unless you remain in me.

I am the vine; you are the branches. If you remain in me and I in you, you will bear much fruit; **apart from me you can do nothing**. If you do not remain in me, you are like a branch that is thrown away and withers; such branches are picked up,

thrown into the fire and burned. If you remain in me and my words remain in you, ask whatever you wish, and it will be done for you. This is to my Father's glory, that you bear much fruit, showing yourselves to be my disciples."
(Jn 15:1-8)

Jesus said that in our own power we "can do nothing." But to the extent that we remain in him moment by moment, hour by hour, day by day being led by the Holy Spirit and drinking in the nourishment that He provides, to *that* extent we will produce fruit.



We see then that two keys Jesus gave us are (1) the Holy Spirit and (2) abiding or remaining in Him.

Paul's Key Verse.

The Apostle Paul later builds on the words of Jesus in the book of Galatians. He says,

“So I say, walk by the Spirit, and you will not gratify the desires of the flesh.”
(Galatians 5:16)

What Paul is saying is that so many times as Christians we try to produce fruit in our own strength. But in our own strength—in our flesh—all we end up producing is

“sexual immorality, impurity and debauchery; idolatry and witchcraft; hatred, discord, jealousy, fits of rage, selfish ambition, dissensions, factions and envy; drunkenness, orgies, and the like.”
(Galatians 5:19-21a)

Instead promising God we'll be better or resolving to try harder, if we simply walk by the Spirit **then** we will find ourselves not fulfilling the lusts of the flesh. There is in this verse a promise for us that instead of trying harder, we simply

feed our spirit through a moment by moment walk with the Holy Spirit.

Notice that he says “walk”. Walking is not running and it’s not standing still. It’s placing one foot in front of the other, moving at a comfortable pace that can be sustained over time. This fits very nicely into Jesus’ analogy of the branch remaining on the vine moment by moment.

To the extent that we walk by means of the Holy Spirit moment by moment, to *that* extent we will experience the fruit of the Holy Spirit which is what we’re all after:

“love, joy, peace, forbearance, kindness, goodness, faithfulness, gentleness and self-control.” (Galatians 5:22-23b)

This book, therefore, is designed to help you use technology *throughout the day* in short intervals using different techniques so that you are feeding your spirit throughout the day. The result is that by walking by means of the Holy Spirit you will find yourself living a dynamic, fruitful Christian walk.

Chapter 3

Bodybuilding



It's funny how similar working out is to spiritual growth. I used to be involved in bodybuilding. You'd never know by looking at me now. Yes, I know; I'm a geek—so how is that even possible! But take my word for it. There are many comparisons we could make.

Forcing Yourself To Start.

Have you noticed how the first time you work out it seems like a really big deal? Sometimes you talk about it for weeks. You plan. You think

about it. You do everything you can to get ready for it. You do everything but actually work out.

Then, there's that moment where you actually start. You feel pretty good about actually starting but the entire time you're looking at the clock. It seems like it takes forever to finish. It's almost like torture.



When you wake up the second day you feel the effects of the previous day's work out. It feels good and you know it's good for you. Because of that it becomes a little bit easier to work out again.

After a few days you notice it's no longer a burden—you just do it. And after a few weeks it simply becomes a routine that you don't really think about at all. Somewhere along the way you went from a coach potato to somebody who actually works out. And it's a great feeling.

But then something happens. You miss a day. This day turns into two or three more. And you find that because you've skipped there's a hesitancy to get started again.

It's at this point that you can either force yourself to continue your routine. Or, you can cave in, take more days off, and eventually you'll end up probably not working out at all.

Checking Your Hunger Level.

I've found the same thing to be true spiritually. With the ideas in this book you may have to force yourself to get started much like you'd force yourself to start working out. And along the way, if you're like me, you'll have to constantly be checking your "hunger level".

To do this, periodically check your spiritual pulse. If you find yourself wanting to watch TV, play video games, watch football, go shopping, etc., more than spending time with God then **that's the time** to force yourself to do a new hack in this book, to change your routine (see chapter 4).

If you don't act and force yourself to do it, you will probably fall away and it might be months before you come back.

Many Smaller Meals Are Better.

Also, in bodybuilding what they tell you is that if you want to get bigger and stronger you need to change the way you eat.



Instead of eating two or three large meals per day, you need to eat six smaller meals of about four hundred calories each.

I've found this to be the same in spiritual growth. There was a time when I would eat one large spiritual meal in the morning and then go the rest of the day hoping to last on that one meal.

However, what I've found to be much more effective is to eat many smaller meals throughout the day. You'll grow better by doing more hacks throughout the day in shorter intervals.

Changing It Up.

Another key to bodybuilding is "changing it up." Your muscles actually get used to the routines that you do. This is why when you first start working out you might feel a burn the first few days and you might see big results.



However, after a few weeks or months you will notice that you no longer feel any burn and you're not seeing the same results as before. This is because your muscles have adapted to the strain. And this is usually when many people stop working out.

The way to continue to grow when you've reached this plateau is by changing your routine.

This is why successful bodybuilders are constantly changing their routine. You go from a three-day split routine to a full-body routine. You go from heavy weights with fewer reps to lighter weights with more reps.

It's the same with the ideas in this book. In order to have explosive Christian growth, you will need to not do one particular thing forever. But when you feel like you are hitting a plateau with your routine, that is the time to change it up.

Chapter 4

A Spiritual Workout Plan



How do we walk by the Holy Spirit moment by moment? What I suggest in this book is that since we always carry our mobile phones with us let's use them to help us abide in Christ.

Again, by doing these hacks with other important Christian activities (also included below) you will find yourself automatically not fulfilling the lusts of your flesh and living a victorious Christian life.

“Walk in the Spirit and you will not fulfill the lusts of the flesh.” (Galatians 5:16)

1. Attend a weekly small group, open up and get to know other Christian couples together.
2. Start serving at church somewhere, something that requires frequent commitment.
3. Start giving financially.
4. See chapter 7, Get Hungry For The Bible. Listen to your favorite Bible, 2-3 chapters at a time when you feel yourself hungry for the Lord. If you feel yourself NOT wanting to do this, stop what you're doing as soon as you can, and do it immediately.
5. Find a favorite pastor who has taught through every book of the Bible verse-by-verse. Going systematically through his studies, listen or watch in no more than 10-15 minutes segments (preferably with spouse. If spouse not around, continue without. See chapter 13, Put A Pastor in Your Pocket.
6. Find a class that you believe God wants you to grow in (knowledge of Bible, theology,

leadership, etc.). Listen to classes in 20 minute segments. See chapter 10, Free Bible College.

7. Find Christian audiobooks on subjects you believe God wants you to grow in (the Andrew Murray books in chapter 17 are great place to start). See chapter 8, Get \$50 - \$100 of Free Stuff Every Month and chapter 12, Get Free Audiobooks.
8. Do not make the above a fixed routine.
9. Make use of any/all downtime by doing 4 through 7 (commute on way to work, working out at gym, on lunch break, etc.)
10. Some nights, after saying good night to your spouse, etc., do 4 through 7 until you fall asleep. Don't make this a ritual.
11. Keep headphones / ear piece next to you in bed. If you wake up at night, do 4 through 7 until you fall asleep again. See chapter 6, Listening Options.
12. Stop "chasing your dreams" when they detract from the above.

**Note:* clearly this list is not exhaustive. You should be praying, worshipping, etc.

Chapter 5

Getting A Device



We apologize for calling your old phone dumb.

But if you want to take advantage of the hacks in this book, you're going to need to ditch that dumb phone and get a smart one.

Here are some ways to get current without breaking the bank.

If you are timid when it comes to technology, we would recommend the iPhone because it will probably be the easiest to learn. We're not calling you old, but many old people love the iPhone. However, if you're feeling frisky or just hate Apple, you can get just about any smartphone and it should work.



Saving Money

If money is an issue, you can consider using an iPod touch. An iPod Touch is basically like an iPhone, but you don't have to pay for the monthly data service. The one negative about this, however, is that you must be connected to Wi-Fi for some of our hacks to work (including this one). But as long as you want to listen to the Bible at home and you have Wi-Fi at your house, you'll be fine. Also, many places such as Starbucks, McDonalds, the local library and many colleges have free Wi-Fi.

Also, you don't need to get a brand spanking new phone. It's ok to get last year's model or even (gasp) the model from a year before. You can find used phones or iPods on eBay and save quite a bit this way.

If you have a relative or friend who is obsessed with always having the latest phone, ask them if you can have their old one. Offer to buy it for a reasonable price. But if you tell them it's for Jesus, they might just give it to you for free! Lastly, it doesn't even need to be a phone. It can be a tablet like an iPad (the Mini is the cheapest and works great) or any Android tablet.

The cheapest iPad (**iPad Mini** 📱) runs in the low \$300s, the **Kindle Fire** 📱 is \$139, and you can get a low-end Android table new **for under \$60** 📱.



Above: He's been through a lot.

	Pros	Cons
Smartphone	<ul style="list-style-type: none"> • Always with you • Can play audio and video even when not around Wi-Fi 	<ul style="list-style-type: none"> • Can be pricey without a contract • Streaming can be expensive
iPod Touch	<ul style="list-style-type: none"> • Like an iPhone • Will work for all hacks in this book • Cheaper • No contract required 	<ul style="list-style-type: none"> • Two things to carry around (this and your phone) • Must have Wi-Fi to get audio and videos
Family Member's Old Phone	<ul style="list-style-type: none"> • Free or cheap • Same as iPod Touch above 	<ul style="list-style-type: none"> • Same as iPod Touch above
Tablets	<ul style="list-style-type: none"> • Cheap Android tablets are under \$60 • Larger display might be easier for books • Same as iPod Touch above 	<ul style="list-style-type: none"> • Same as iPod Touch above

Chapter 6

Listening Options



Many of the hacks in this book involve listening to audio. You should be aware of the different ways you can listen.

If you're into gadgets, this chapter will get your geek juices flowing.

Built-In Speaker Or Headphones

The first way you can listen to the Bible, sermons or audiobooks is through your iPhone's external speaker (duh).

But seriously, actually try it. It doesn't sound bad at all. Of course, if you don't want to annoy or freak out the people around you, you can also listen through your ear buds, or the new EarPods which started shipping with iPhone 5. But since wires bother me, I prefer the next options.



Wireless Speakers

You can beam the Bible through the air to wireless speakers sitting on a shelf across the room (this is called a Bluetooth connection for all you 8-track folks and it has nothing to do with the color of somebody's tooth).

I recommend the Creative D80 for \$36



(previous page). That's \$36 people. I've got 2 at home, one in my bathroom for listening in the shower and while getting ready and one in the kitchen for listening while eating breakfast.



Your Car Stereo

Check to see if your car supports A2DP playback. If so, you've scored.

Everybody knows Bluetooth is a good way to place telephone calls through your car stereo. But your car also supports A2DP, you can also listen to any kind of audio from your phone, like the Bible. The best part is that it automatically connects whenever you start your car; all you have to do is press play in the Bible app.

If your car doesn't support A2DP, there are other ways to pump the Word of God through your stereo.



See if it has an audio input jack that supports this type of connection. Or if it has a tape player, you can use a car audio cassette adapter.

Bluetooth Earpiece

One of my favorite ways to connect is through a Bluetooth earpiece. I'd recommend any of the Jawbone earpieces. These bad boys are mindblowingly useful for not only listening to the Bible, but listening to audio books, taking classes, and listening to Bible teaching. Oh yeah, and for phone calls too. And you don't have to keep this in your ear like vampire boy below. Just keep it in your pocket and use as needed. Just be super careful not to send it through the laundry.



Above: Apparently, this ad from JawBone suggests you could turn into a vampire while using their product. So be careful.

Section 2: The Hacks

Congratulations. You are now ready to start hacking your Christianity.

Chapter 7

Get Hungry For The Bible



Nobody reads anymore.

At least **that's what Steve Jobs said** 🗣️ back in 2008.

He said, "Forty percent of the people in the U.S. read one book or less last year... people don't read anymore."

Problem is, we Christians *know* we should be reading our Bibles. But in our 2013 status update “Facebook, Pinterest, Instagram, blah blah” world that we live in, we’d rather get a root canal than actually read a book. So we don’t do it.

Is there a hack for this? You bet. Listen to the Bible! If done right, this hack is guaranteed to get you, your spouse, and your kids hungry for the Word of God.¹


Prerequisites

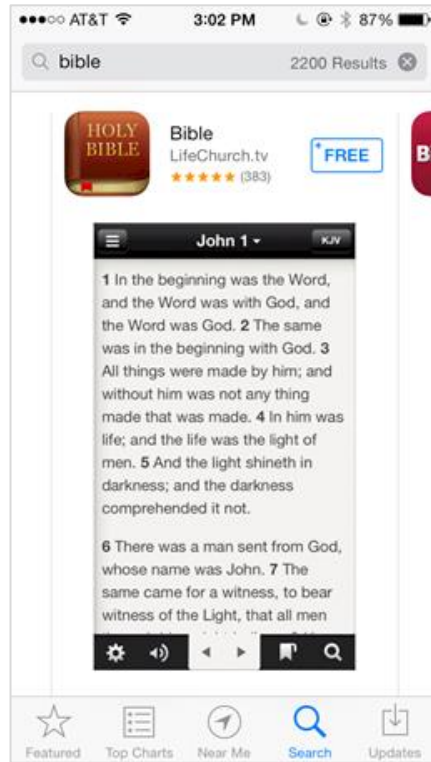
This hack assumes that you have a device to play the Bible on. See chapter 5 for more info (Getting A Device).


¹ Now, for any haters out there who think what I just said is of the devil: Listening to the Bible shouldn’t completely replace actually reading the Bible. Unless you are blind or cannot read. Every Christian should still own a print or software based study Bible and know how to use it. You’ll need one to bring to church, one to take notes in, one that you can use to look up words in the original language, one to use when talking to those Jehovah’s Witnesses, etc. But listening to the Bible as described above is a proven method to grow in one’s personal devotion. And it’s Biblical: “Faith comes by hearing, and hearing by the Word of God.” (Romans 10:17)

Step #1. Install The Free Bible App.

Seems like there's millions of Bible apps. We'll make it easy for you... pick the one from **LifeChurch** (left).

To make it even easier, go to bible.com/app  or click on one of these links from your phone:



- [Bible app for the iPhone](#) 
- [Bible app for Google/Android phones](#) 

Step #2. Decide Where To Start.

Where in the Bible should you start? Are you a first-timer? Resist the temptation to start in Genesis and go through every book. You'll enjoy

Genesis, parts of Exodus, but fall flat on your face somewhere around Deuteronomy.

Eventually you'll be able to get incredible stuff from Deuteronomy (Romans 15:4; 2 Tim. 3:16-17). But you'll need to get a good understanding of the New Testament first (Hebrews 2:1; Hebrews 1:1-2).



I'd recommend starting in John first (the 4th book in the New Testament). Once John is finished, continue with the next book (Acts). And keep going in order until you reach the end of the New Testament (Revelation). Then listen to the first 3 New Testament books you skipped (Matthew, Mark, Luke). Now you're ready to hit up Genesis and the Old Testament.

Also, try to go through entire books. Don't bounce around. Bible study is so much better

when you get the entire context of each letter and book.

Step #3. Plan For More Frequent, Smaller Meals.

Have a game plan and set realistic goals. If you promise the Lord you're going to listen to 5 hours of the Bible a day, you need a mental checkup. That simply won't last.

Instead, think about how you eat. Unless you're a snake, you don't eat just one large meal a day, but at least 3 or 4 smaller meals with some snacks in between. Everybody says it's healthier this way.

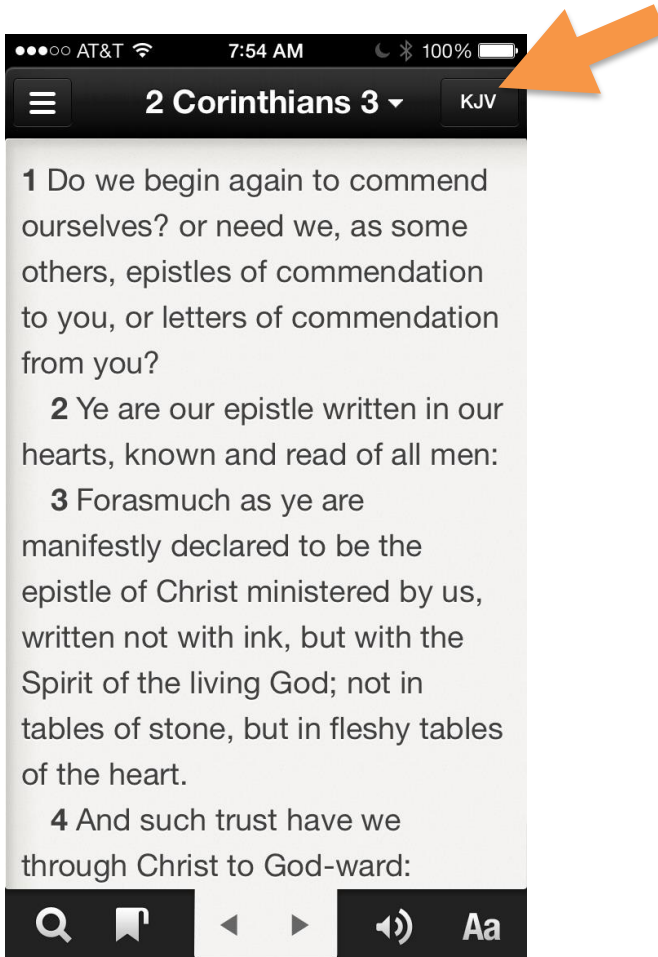
Do the same thing with your Bible study. Plan for smaller, more frequent "meals". Listen in the shower, while getting ready for the day, while eating breakfast or driving to/from work. You can listen on a break at work, right before falling asleep at night, or right after waking up in the morning.

This step is what makes this hack work. By listening 5-10 minutes throughout the day, you stay hungry for the Word of God. And you also find that your mind is set on things above (Colossians 3:2), and that you find yourself naturally walking in the Spirit (Galatians 5:16) and not gratifying the promptings of the flesh.

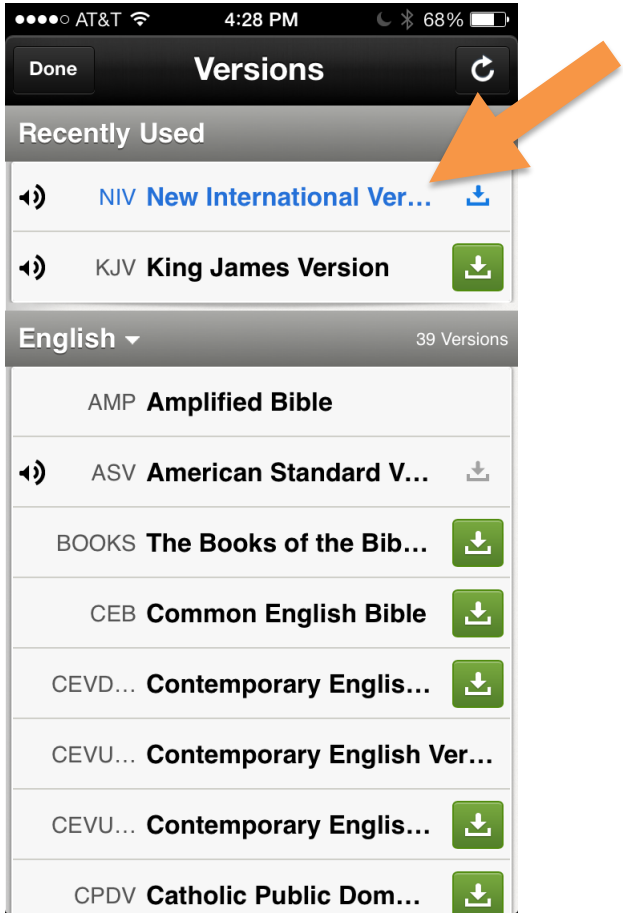
Step #4. Using The App.

There are many different audio bibles inside the app. The Max McClean NIV or KJV versions are the best readings in my opinion so I will be showing how to play the NIV here.

- 1) Open the app and click the Bible translation button:

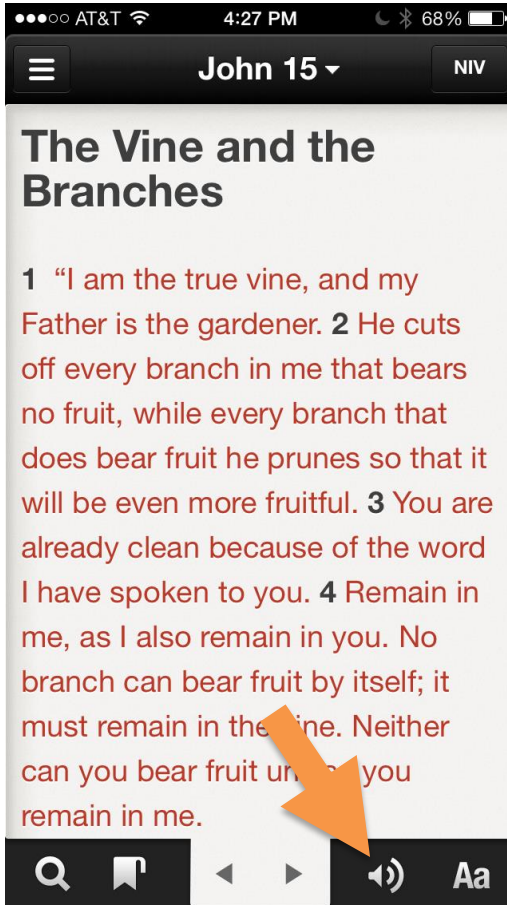


2) Select “New International Version”:

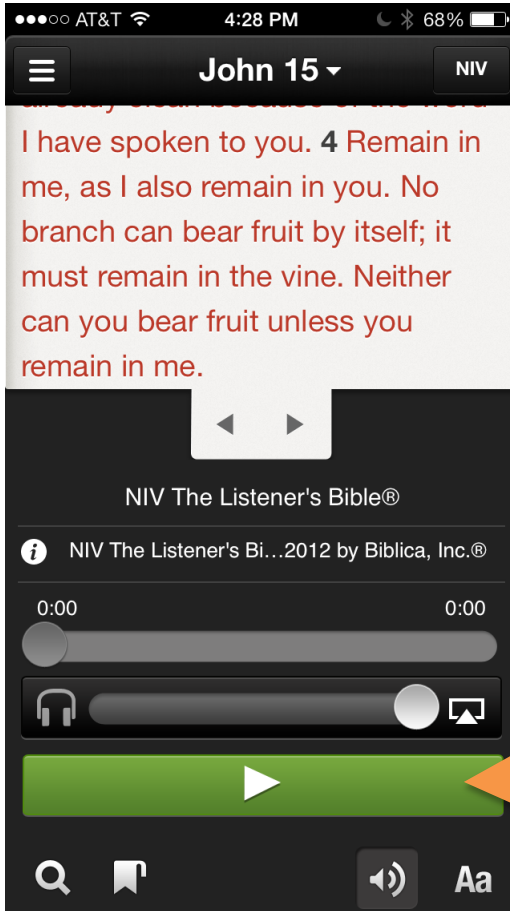


Not only is the NIV easier to read for today's audience, but it's read by Max McClean. Max sounds like Obi-Wan Kenobi, making this one of the easiest and most awesome sounding audio Bibles ever.

3) Click the speaker icon:



4) Click play:



That's it! You're now listening to the most amazing audio Bible app for free.

Chapter 8

Get \$50 - \$100 of Free Stuff Every Month



Ever heard someone say, “Nothing in life is free.”

That person clearly needs to be told about this hack! Because you can actually get an absurd amount of free Christian stuff every month.

45 GET \$50 - \$100 OF FREE STUFF EVERY MONTH

In fact, some months we find over \$100 of free stuff. That's over \$1,200 per year! What a great way to grow in your Christian walk.



Above: We're pretty sure we don't have OCD. We just really like finding free Christian stuff and giving it away.

Here's how to get it.

Step #1. Want It.

Now before you quote [1 John 2:15](#) 📖, what we mean is that getting free stuff requires a little bit of effort on your part. Not a lot. Just a little.

All of these commercial products are promotions given away through stores like Amazon and ChristianAudio. It's a way for authors and publishers to get people excited about their books.

When we point you to a free promotion you'll need to have an account with that store. You'll go through the motions of "buying" the product but the price will be \$0.00. They may ask for a credit card. Don't worry. As long as your cart says \$0.00 they will not charge you. After you setup an account, you don't need to do this again.

Next, some of these stores require you to install apps to read their books (like the Amazon Kindle app or Logos reader). So there's a little bit of setup there too.

So what kind of stuff can you get?

Free Digital Books

To get you excited, here are some of the actual books we've found for free in the past few months. Yes, bummer, you could have had every

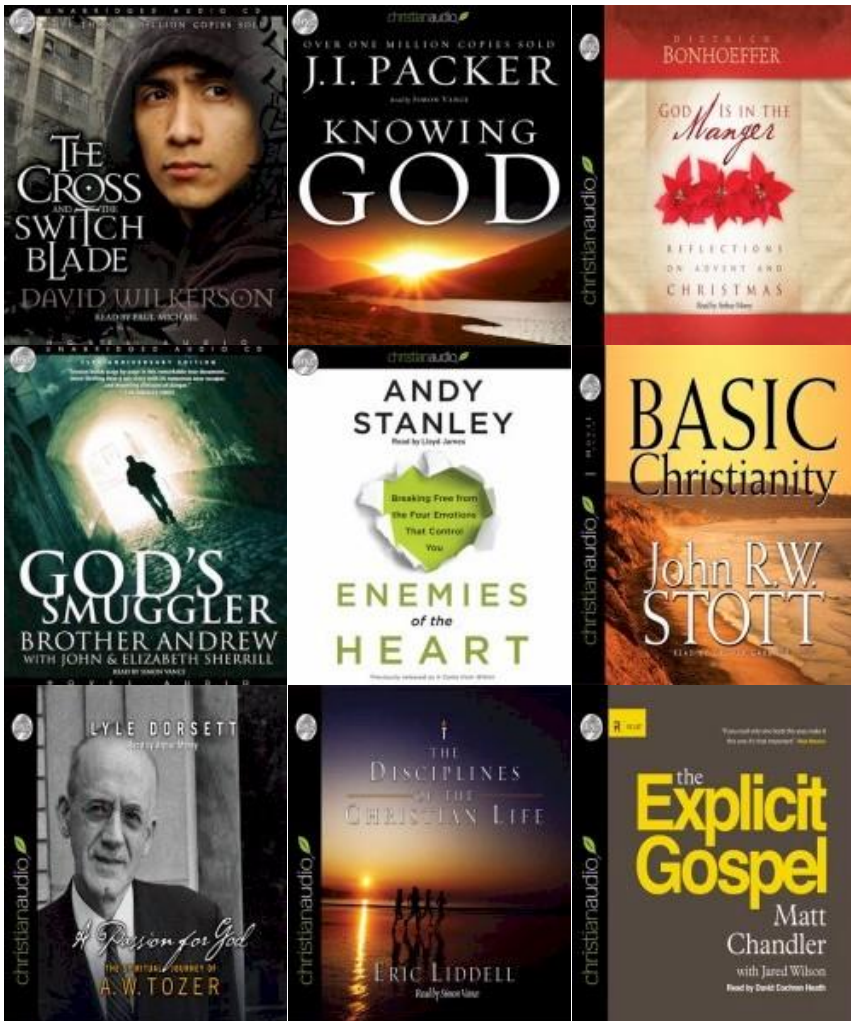
47 GET \$50 - \$100 OF FREE STUFF EVERY MONTH

one for \$0! But don't worry; there'll be more to come:



Free Audiobooks

And here are some great free audiobooks we've found (each one is normally \$15):



49 GET \$50 - \$100 OF FREE STUFF EVERY MONTH

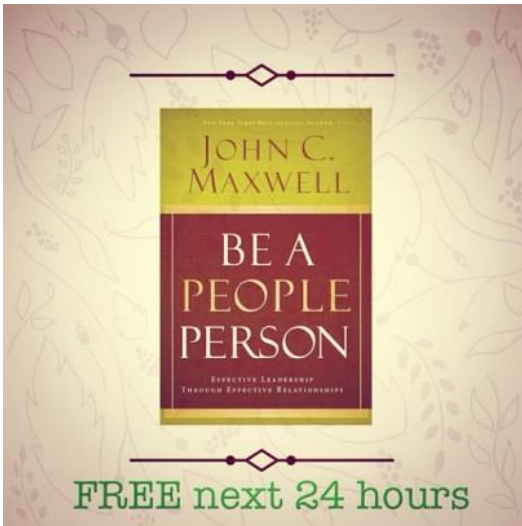
So how do you get in on the action?

Step #2. Follow Us On Any Social Network.

Follow us on [Instagram](#), [Facebook](#), [Tumblr](#), [Twitter](#), [Google+](#) or [Pinterest](#).



We continually scour the Internet like OCD maniacs until we find a free product. When we do we notify our followers like this:



Step #3. When We Announce, Grab Fast.

As we said, many of these commercial products are promoted for free for 24-48 hours only. You have to be quick. As soon as you see us announce them, jump on it.

If you wait even an hour you may find them asking \$20 for that book that was \$0.

And you will be very, very sad.



Chapter 9

Become a Bible Answer Man



Want to answer *any* Bible question?

With a lifetime of arduous study, Bible memorization, deep analysis of abstract theological concepts, a few courses in apologetics, Christian cults, and world religions, you can!

Or, you can hack it. Here's a life hack that will

turn you into the next Bible answer man.

Step #1. Take Your Phone Everywhere.

Be Like every other crazed nomophobic² person alive today on the planet and compulsively keep your phone charged and with you at all times.



That's it! Next time somebody asks you a question like...

- *"Where did Cain get his wife?"*
- *"Can a Christian lose their salvation?"*

² Nomophobia is the fear of being out of mobile phone contact. The term, an abbreviation for "no-mobile-phone phobia". It's a real thing. You're not alone.

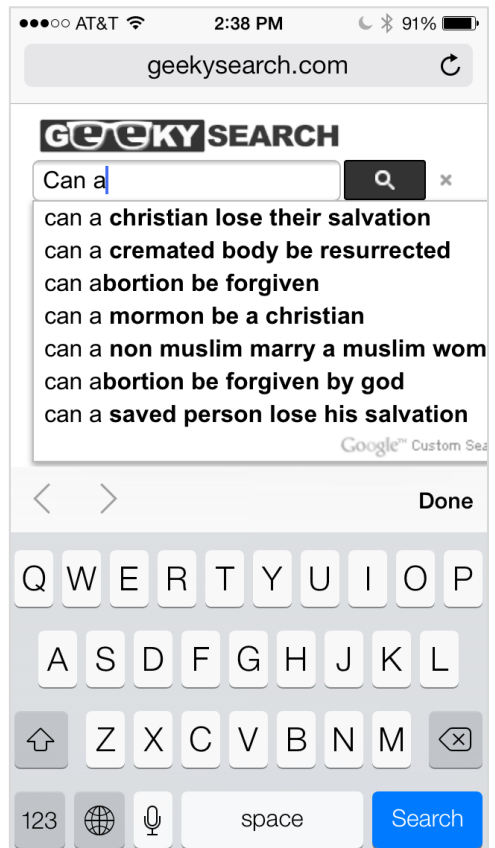
- “Does the Bible say homosexuality is a sin?”
- “Do I need to speak in tongues to be saved?”

...you get the idea... the hard questions that you don't *really* know the answers to, the next time they ask you *those* questions...

Step #2. Do A “Geeky Search”.

Quietly take out your phone and (looking like you're checking your email or something) go to geekysearch.com and type in your question.

Really. Type it in just like you were asked. As in, “Do Christians need to speak in tongues to be saved?” Read up real quick. Then answer with a certain confidence, in a deep, slow voice.





Boom! You've done it. You've answered a tough question in 10 seconds. I mean, you're set. You can pretty much answer any question they could ever dream up... Bible difficulties, questions about evolution, current events, etc. You can be a real smarty pants now in a good sense.





Now, of course nobody would do this just to make themselves look good, right? ... Right? Of course not. Now get out there, smarty pants, be helpful, and start answering some questions!

What Exactly Is A "Geeky Search"?

GeekySearch.com is a Christian search engine. More precisely, it's a Google-customized search engine that works on your mobile phone (or any device that connects to the Internet, even plain old boring desktop and notebook

computers). However, unlike Google, it limits searches to hand-picked trusted websites. So you can trust that you won't get some whacky answer.

Find Classes, Illustrations and More

You can also use Geeky Search to help prepare for a Bible study, or just personal growth on any topic. For example, if you were studying or teaching through Philippians 1, you could find [illustrations on joy](#) , look up [what was the Praetorian Guard](#)  or even [listen to other teachers](#)  teaching through that chapter. You can even take a quick, free [class on Philippians](#)  from an actual Bible College or Seminary.

Why, this is a valuable resource, wouldn't you say? So say the name one more time (Geeky Search) or bookmark it before you forget about it.

Chapter 10

Free Bible College




Thinking about getting a Bible degree?

- A four year Bachelor of Arts in Biblical Studies at **Biola** 🏫 is a whopping **\$167,960**
- A four year Master of Divinity at **Dallas Theological Seminary** 🏫 will set you back **\$52,200**
- A three year Master of Divinity at **Talbot School of Theology** 🏫 is a bargain at **\$49,098***

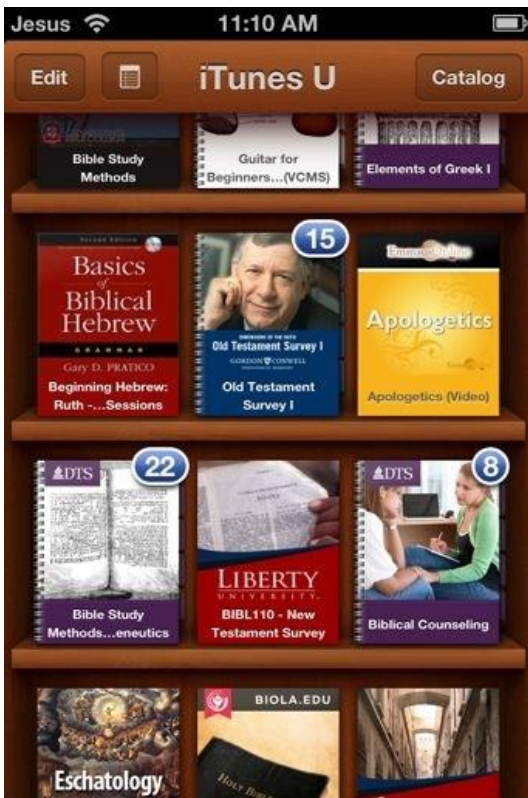
Did you suddenly change your mind about school!? Don't panic. You can hack it. Here's how.




Free Bible College

In 2001, MIT announced the **MIT OpenCourseware**  program where they would begin placing nearly all of their undergraduate and graduate courses online for free (as in \$0).

And when MIT does something, well other schools follow. The good news for us Bible geeks is that we're now beginning to see this free class trend trickle down to our Bible colleges and seminaries.

As of today (2013) there are over 400 classes available, with more being added each month. You can find free



classes from schools like [Biola University](#) , [Liberty University](#) , [Emmaus Bible College](#) , [Southwestern Baptist Theological Seminary](#) , [Reformed Theological Seminary](#)  and [Dallas Theological Seminary](#) . There are also websites like [BiblicalTraining.org](#)  which combine classes from many different schools.

Doesn't An Actual Degree Matter?

That depends. If your goal is to be employed full time within a denominational church, your denomination may require a degree from an accredited institution. But there are many non-denominational churches today that simply don't care whether a pastor has a degree or not. What they do care about is whether a person has studied to show themselves approved as the Bible says (1 Tim. 2:15).



There could be many valid reasons why you might want to pursue a free education. Maybe you're not really sure this higher education thing is for you—and you figure you should *casually* check it out before you ask your

parents to hand over their retirement money. Or, you just want to audit classes for personal enrichment. You might be a missionary in a country that doesn't have access to local campuses. Or, you simply cannot afford it.

How To Get Started





To get started, you need a bit of self-motivation. There are no tests, and mom (shown here) won't be there to make sure you're showing up to class. You'll also need some guidance on what to take. After all, you've never been to college or seminary, and you have no idea what to actually study, right? Well good news for you, you're in the right spot. Keep reading.










What should you take for a good, well-rounded education? Most programs include a little bit of



survey (*what* the Bible is about), some theology (the *why*), and ministry training (the *how*).


With this in mind, here's a good set of classes the average person could complete in about a year's time:

Class	School	Professor	Link
Old Testament Survey	Liberty University	Dr. Ed Hindson	Video 
New Testament Survey	Liberty University	Dr. Elmer Towns	Video 
Theology I	Southern Baptist Theological Seminary	Dr. Bruce Ware	Audio 
Theology II	Southern Baptist Theological Seminary	Dr. Bruce Ware	Audio 

Hermeneutics	Bethel Seminary	Dr. Mark Strauss	Audio 
Eschatology	Emmaus Bible College	Dr. Jack Fish	Audio  Video 
Daniel / Revelation	Liberty University	Dr. Ed Hindson	Video 
Homiletics	Covenant Theological Seminary	Dr. Bryan Chapell	Audio 
Church Leadership	Emmaus Bible College	Dr. Alex Strauch	Audio  Video 

All Classes Now Work On Android

You access some classes simply by clicking on them through a website (like [Biblical Training](#)  or [Open Biola](#) ). No additional software is needed.


Some classes, however, can only be accessed through iTunes U. A long time ago (last year), you couldn't access iTunes U on anything except Apple devices. However, today there is an app for Android devices that allows you to do this called **TunesViewer** . You'll need to be slightly tech savvy to set it up.








Some Tips:

- You can download your classes through iTunes U to your iPhone while on WIFI for playback in areas where you do not have Internet access (say if you live in a jungle or don't have an unlimited data plan on your phone).
- If you don't want to hassle with downloading each classes (because that was so late '90s or because you're tired of deleting classes every time you want to install the new version of Angry Birds), just stream your class as you watch it (through iPhone or iPad with data plan only)

- Just because the class is a video doesn't mean you have to watch it. This means you can make use of that 2 hour commute to work and back each day. Just turn your phone over while you drive so you're not tempted to watch it... and so that cop won't taze you for watching TV while driving.
- As with the other hacks, consider buying a blue-tooth earpiece so you can listen anywhere you go and nobody will even know you're doing it.
- If you don't like a class, try a different teacher. Let's face it, some teachers are just boring. The classes in the list above are merely hand-picked samples. But there are hundreds to choose from. See the next point.

Where To Go For More Classes?

That's easy, pull up GeekySearch.com  and search for a subject that interests you. This searches across different schools and websites.

Click these links to see sample searches: [Old Testament Survey](#) , [New Testament Survey](#) , [Romans](#) , [Apologetics](#), [Biblical counseling](#) , [Philosophy](#)  and even [Greek](#)  and [Hebrew](#) .

Chapter 11

Put a Pastor in Your Living Room



Momma always said, "There's nothing good on TV!!"

Turns out, that's not 100% true. Tell her, "Momma, there's one good thing on my TV... my pastor!"

Here's how to transform your living room into a church satellite campus for your family so you can have church any time you want to.

Step #1. Get Apple TV.³

Strangely, Apple TV looks nothing like a TV:




What you need to get it working:

1. **An HD TV (720p or 1080p) with an HDMI input** (preferably an unused HDMI input so

³ This guide assumes you have an iPhone, iPod or iPad. If so, you'll want to get Apple TV for \$99, as that works best for Apple products. However, if you prefer Android/Google devices, Chromecast does essentially the same thing for \$35. See below for details.


you can just leave it plugged in at all times).


2. **A spare HDMI cable.** Apple TV doesn't come with one. **Don't spend more than \$5 or you're a real sucker** .
3. **Internet.** Apple TV can connect to your home Wi-Fi wirelessly. But if you're still living in 2001, you can hard-wire it through a CAT5/LAN cable.

Step #2. One-Time Setup.

Either you love to fiddle with tech gadgets or you turn into a crazed monster nobody wants to be around.



Mostly-normal people should be able to set it up in 5-10 minutes without needing to look at **the setup manual** .

1. **Connect Apple TV to your TV** with your HDMI cable.
2. **Plug it into a power outlet.** This turns it on (there is no power button).
3. **Follow the instructions** on your TV screen using the Apple TV remote. (You **MUST** have the Apple TV remote to finish setup. If you bought it off eBay and got stiffed you can use [this trick](#)  for getting any remote to work.)
4. **Supply your Wi-Fi info** when prompted.


That's it!

Tip: There is no power button; Apple TV is apparently designed to be left on 24/7. So just leave it running and that way your TV will always be ready to receive a beamed video.

Step #3. Find A Pastor You Like.

Here are links to video archives for some of my favorite pastors (if you're on your phone right now you can simply click on them right now):

- [Jon Courson](#) 
- [Greg Laurie](#) 
- [David Jeremiah](#) 
- [John Piper](#) 
- [Charles Stanley](#) 
- [John McArthur](#) 

Keep in mind that you can beam any video from your phone to your TV. If it plays on your phone, it can be sent to your TV. They can be videos from your church website, Podcasts, Youtube, Vimeo... anything. Ask your church if they post video sermons online. More and more churches are creating [nifty apps](#)  for this.

Step #4. Get Somebody To Watch With You.

Get your spouse and your kids and tell them you're going to do something different.

Instead of watching endless hours of mind numbing rubbish on that 60" plasma, tell them, "We're going to feed our spirit for a change."



Above: Is this a familiar sight in your living room? Say goodbye to mush-brain once and for all!

The first time you do this you may get some eye-rolls, especially if you have tweeners. But parents, it's ok to take charge. In fact, it's encouraged. ([Deut. 6:6-7](#); [Eph. 6:4](#) 📖)

Step #5. How To Watch.

So now it's show time. Here's how to play Jon Courson.

71 PUT A PASTOR IN YOUR LIVING ROOM

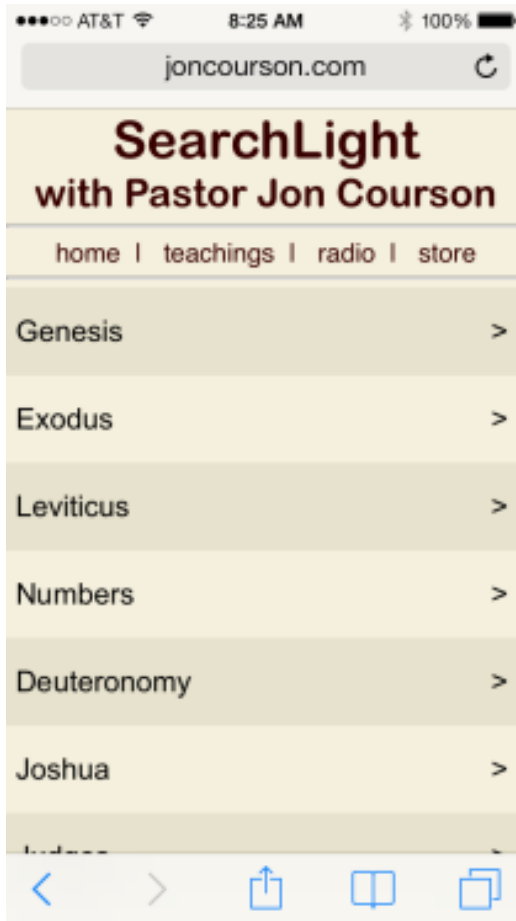
1. Open your web browser on your phone and go to joncourson.com 
2. Click on Teachings:



3. Click on “Thru-the-Bible Teachings” (I personally like going through Jon’s teachings chapter by chapter):



4. Select the book of the Bible you want to study:



(I'd recommend starting with Jon's Matthew study. It's so good!)

5. Select the chapter you want to watch:



6. Click the “Play” button under Video:



At this point, the **video will be playing** on your phone. If all you want to do is watch it on your phone, you can stop here. But if you want to put it up on your TV (and that’s why you’re readying this hack, right?) then you should continue.

7. To send to your TV, click the AirPlay button:

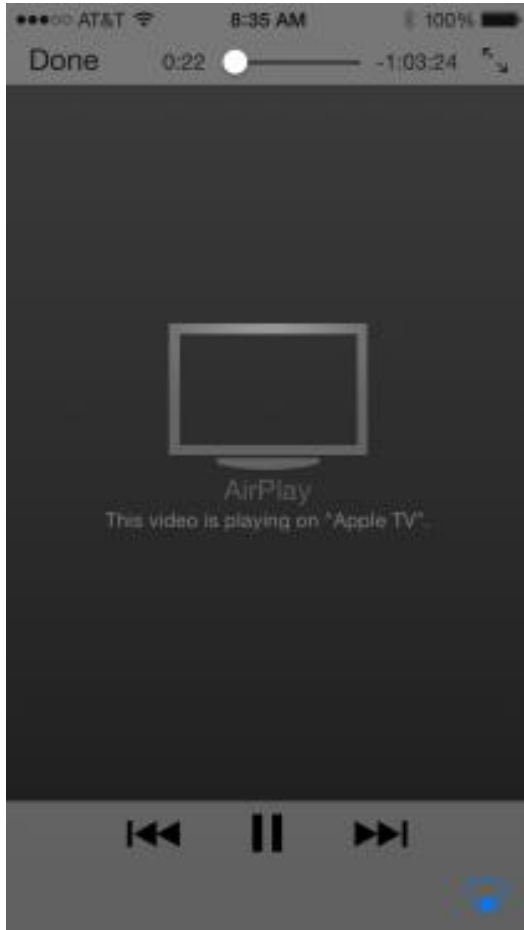


8. Then select "Apple TV" to send the video to your TV:



77 PUT A PASTOR IN YOUR LIVING ROOM

The video will play on your TV. Your phone will look like this (notice that you can still control playback):



And your TV will look like this:



Note: Please excuse my white feet.

Troubleshooting Apple TV.


If you're having any issues, first check to make sure you see a Wi-Fi signal on your phone. **You must be connected to Wi-Fi** for AirPlay to work.



If you don't see the Wi-Fi (symbol on left) you need to connect. Most of the time you don't have to worry about Wi-Fi because your phone should automatically connect.

The second thing to check is whether your Apple TV is also connected to your Wi-Fi. As a last resort, you may just need to reboot your Apple TV by unplugging the power cable and plugging it back in.

What If I Abhor Apple Products?

Good news! You can pretty much do the same thing above with Google's new **Chromecast**  device which costs \$35:



This little bad boy plugs right smack into any HDMI port on your TV. You power it by connecting a wire into a USB port on your TV

(chances are if your TV has HDMI ports it also has a USB port). It looks like this:



If your TV has both an HDMI port and a USB port then the entire thing just hangs on the back of your TV and you get a really weird euphoric feeling.

Otherwise, if you don't have a USB port, you will need to connect the wire to a good old fashioned power outlet with the power adapter they provide.

Once you have Chromecast setup, everything from Steps 3 - 5 are essentially the same, just on an Android device.

Chapter 12

Get Free Audiobooks



Admit it. You'd rather stab yourself in the eye with a plastic fork than read an entire book start to finish. It's 2013. You're normal.

Problem is—and you kinda already know this—if you don't read, you're missing out on tons of great Christian teaching.

Don't worry. You're a hacker and you can fix this. How? By listening to your books! Here's how.



Above: You're not alone; this stock photography dude hates reading books too.


Option #1. Follow Us For A Free Audiobook Every Month.

We love to find free stuff and give it away. If you follow us on any social network we will notify you when we've found a new audio book.



These are high-quality audiobooks—the real-deal (normally about \$15)—and they really are free. See “Get \$50 - \$100 of Free Stuff Every Month Hack” for details.

Option #2. Get 2 Free Audible Books.

Here's how to get two free commercial audio books from Audible (worth \$30):

1. **Go here** , click on the "Try Audible FREE for 30 days" link (shown right) and sign up for the monthly membership.






2. Don't worry about the credit card... they won't charge you anything.
3. Browse their **Christian book list**  and buy your 2 books (both will cost \$0.00 in your cart). Please be aware that Audible is not a Christian organization and you will find some very liberal, unorthodox books in their catalog. If you **search with this link**  it will help narrow the list down to the safer books.

4. Download to your iPhone/Android/computer using their Audible app.
5. And then cancel membership before 30 days (You can cancel immediately after “purchasing”; no need to wait).

That’s it!

(For the conscious stricken, this is all in keeping with [their usage agreement](#) .)

Tip #1: You only get 2 free books, so choose wisely! Some book recommendations: [Heaven](#)  by Randy Alcorn, [Experiencing God](#)  by Henry Blackaby, [Spiritual Leadership](#)  by J. Oswald Sanders.

Tip #2: As already mentioned elsewhere, you can use a Bluetooth earpiece to listen before bed or at work on a lunch break; you can get cheap wireless speakers and listen while you get ready in the morning (even while in the shower!). You can play through your car stereo while driving to work. You would be surprised how many books you could “read” per year with this hack!

Option #3. Browse The Geeky Christian List.

Right now we have a collection of 65+ free audio books that we've found. You can download and listen to these audio books whenever you'd like by clicking on them in chapter 17.



Option #4. Listen To *The Book* (The Bible) For Free.

There are many apps that let you **listen to many different versions** 📖 of the Bible on your phones and tablets. See chapter 7, Hungry For The Bible Hack for more info.

Chapter 13

Put A Pastor In Your Pocket



Ever wish you could listen to your pastor wherever you go?

You can!

Here's how to grow by listening to sermons anytime you want.

Step #1. Find A Pastor To Listen To.

Find one you want to listen to. If you think one is boring, there are so many—just try another.

Option #1. Websites.

First, you can go to your church's website or to any popular pastor's website right from your phone. When you click play, it will play through your speaker, earpiece, car or however you've connected (see chapter 6 for listening options).

Here are a few great pastors who go verse-by-verse through the Bible (which I prefer):



- [Jon Courson](#) 
- [J. Vernon McGee](#) 
- [Chuck Smith](#) 
- [Damien Kyle](#) 
- [Raul Ries](#) 
- [Skip Heitzig](#) 

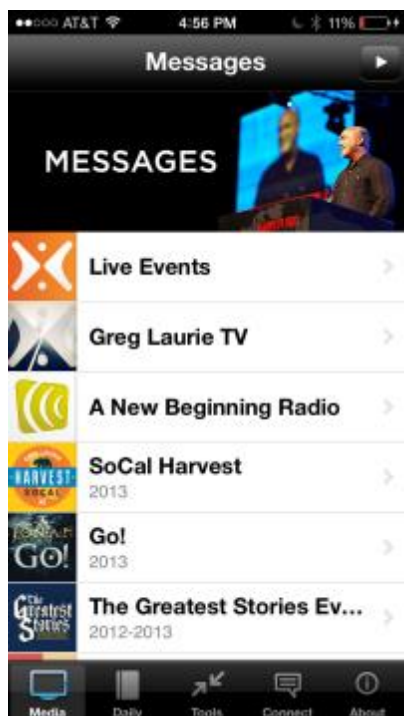
And here are some great pastors who teach well through topics:

- [Greg Laurie](#) 
- [John Piper](#) 
- [Charles Stanley](#) 
- [John McArthur](#) 
- [Chuck Swindoll](#) 

Tip: Not everyone's teaching style will appeal to your personality. Try listening to different teachers until you find one you really like.

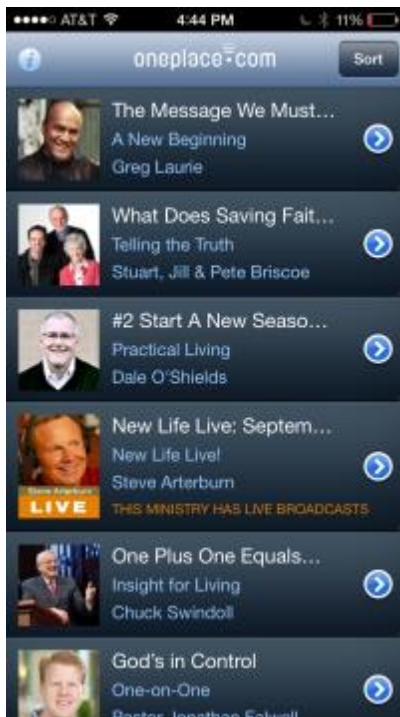
Option #2. Church & Sermon Apps.

In addition to finding sermons through websites, more and more churches are creating really handy sermon apps. Here are two great ones from [Harvest](#)  and [Mar's Hill](#)  :



The apps shown above contain messages for a single church.

Other apps contain thousands of sermons by pastors from different churches. You can look for new teachers you'd like to listen to without ever leaving the app. [OnePlace](#) and [SermonAudio](#) are probably the two best:



Tip: Resist the urge to think you have to listen to the entire message all at once. It's best to listen for 10-15 minutes a day throughout the day. When you "get something" good, consider stopping the app and going on to other

things. Then, later when you're able, come back and listen to another 10-15 minutes. Repeat this process.

Step #2. Plan For Smaller Meals.

This was already brought up in chapter 3, but must be said again.

Don't feel like you need to listen to an entire message all at once. Once you hear God speak to you, it's ok to pause the pastor. Then, go about your day. Return later and resume where you left off. Listen for another 15-20 minutes and once you get something else, pause again. In this way you'll allow the message to speak to you throughout the day.

Chapter 14

Become A Walking Library



When your grandpa wants to read books, he goes to the library.

When you want to read books, you reach into your pocket and grab your mobile phone.

Oh wait, you don't grab your phone? Well, why not? It's 2013 for crying out loud! With this hack, you'll see how you can build up a library of books

for free (without stealing!?) that you can always carry around with you in your pocket.

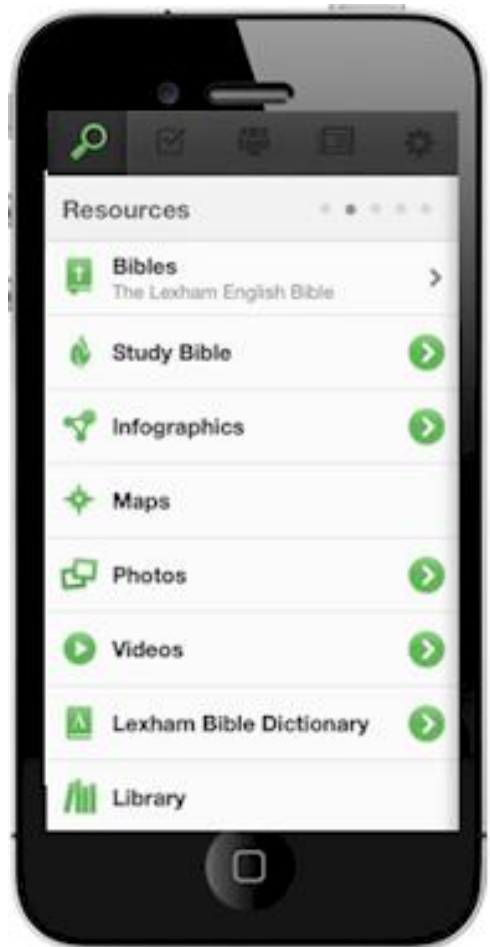
Step #1. Get A Tablet Or Smart Phone.

Obviously if you get a tablet it will feel more like you're reading an actual book because the display is bigger. But phones work nice too, and you'll always have your phone with you. See chapter 5 for more info on getting a device.


Step #2. Logos or Faithlife App.


If you want something that's a bit more organized, you'll need to install software on that fancy schmancy smart phone of yours.

I would recommend either the Logos or Faithlife app.






The trick that makes this work is that Logos seems to own just about every Bible app in the app store. You'll download the free app and then fill it up with free books (or really cheap books) from their website.

1. Go to the App Store on your iPhone (or Droid) and download an app called "Faithlife".
2. Launch the app and register for a new account. Be sure to use this login and password for all the steps below when it asks, so all your books will be under one account.
3. Click [here](#) to go to Logos' main website to find all of their books that cost \$0: [Logos books by lowest price link](#) 
4. Add as many as you want to your cart and check out. Note that the Perseus Classics collection is 1,114 books. Think about that. More than 1000 books for free.
5. Once you've actually gone through the checkout process and "purchased" your books (for \$0), then do the same on Logos'

other website, Vyrso: [Vyrso books by lowest price](#) 

6. Repeat the process of adding free books you want to your cart. Provide the same account info and check out.
7. Finally, return to these links above often and check to see if anything becomes free (when I checked while writing this list I discovered a \$89 four volume set commentary was being given away for free).

Tip #1: Another way to get books at a bargain price through Logos is to sort their catalog by Savings. It's not uncommon to see massive multi-volume sets that are 80%/90%/95% off. Select sort by "Savings" or click this link: [Logos books by savings link](#) 

Tip #2: Another way to save quite a bit is to take advantage of their [Community Pricing](#)  and [Pre-Publication](#)  books. If you can get in early and be patient,

Sure, you've no idea what it is.
But look how much you save!



The Jewish Encyclopedia (12 vols.)

\$50.00*

Reg.: \$999.95
Save: \$949.95 (95%)

Bid now


you might get some incredible deals.

Tip #3: The academic discount discussed below also applies to individual book purchases, not just the initial price of the software!

Option #4. Get Free Promotional Books.

See chapter 8 on how you can receive hundreds of dollars of free books per month.

Option #5. Purchase Software.



Woah. Did I just say a bad word? “Hackers don’t purchase anything!” you might say. Well, in this case, you really ought to, if you are at all serious about being an equipped Christian. As in 1 Peter 3:15 equipped Christian. For more on that, see [this review of Logos](#) .


Note: Logos academic discount. Another thing to consider is that nearly all seminaries and churches can get a Logos discount. You could, say, sign up for seminary just to get a Logos discount! But that would make you a real oddball. Veritas Evangelical Seminary students get a 30% discount. Other seminaries may get a higher

discount if they force you to buy it as part of the tuition, but that doesn't seem like a discount if you just pay more for tuition. Hmm. Something to consider.

Step #6. Add Personal Books To Logos.

Once you've got Logos, you can search for "Personal books" on the Internet. A personal book is a book in the public domain which has been saved in Microsoft Word .docx format. The cool thing is that there are many books that are in the public domain. The bummer is that they're somewhat scattered across the Internets, you have to import them into Logos one by one, and they're not available on your mobile device (only PC and Mac full install). But remember that these are .docx so you could read them on your mobile device, just not inside Logos.

- [200+ book list maintained by Logos Wiki.](#) 
- [Logos community forum thread with thousands of books.](#) 

You can even make your own (see [formatting tips here](#) ). If you have the patience for that kind of thing you can save some cash.

Option #1. Websites.


You can find many books that are offered for free scattered all over the Internet. There's nothing preventing you from going through all these websites and downloading these books.

Option #2. Browse Geeky Christian.


We've tried to put all of the books we could find in chapter 18 to make things a little bit easier. We currently have found over 200+ books. You can download them right now by going to that chapter and clicking on the links.

Step #7. Go Paperless With Your Next Book.

In case you didn't already know, you can find just about nearly any print book in eBook format. Of course, we're talking commercial books that you pay for now.

When you need to purchase a book, check to see if Logos has that book available by [searching through their catalog](#).  If so, you can often save a lot of money by buying through them. And then

that book will automatically become part of your collection and that's where you really begin to see the power of Logos. You can search through ALL of your books in seconds and always have that book with you wherever you go.

If you cannot find it through Logos, don't just run out and buy the print version. Check [Amazon](#)  to see if they have the book in Kindle format. Both of these distributors will require you to install their own reader apps.

With Kindle you won't be able to search across books like you can with Logos, but at least you will pay a lot less and always have that book in your pocket, making you a walking library.

Section 3: More Helpful Stuff

That's it for the hacks. But here's some additional stuff you might find very helpful.

Chapter 15

Desktop Bible Software

I've spent quite a bit of time talking about goodies for tablets and mobile devices.

Here's a quick look at what I think is the best Bible study software for *desktop and notebook* computers.




Logos Bible Software

In my opinion, any serious Bible student should consider purchasing this product.



While some professional editions can run upwards of \$1500, they also offer many lower priced versions for lay pastors and ministry leaders. These cheaper editions run anywhere from \$250 to \$500. When priced against the amount you would pay to actually purchase the same number of books in print form, there's simply no comparison. For example, the \$500 Bronze edition gets you \$8000 worth of print books.

What makes Logos exceptional is that the product is mature (in its 5th major release) and contains **more content**  and tools than you will find in any other product. Logos holds electronic

rights to nearly 20,000 titles related to the Bible from over 100 publishers. [Watch this video for a quick rundown of its features.](#) 

[Also, be sure to see how this pastor uses Logos to prepare his sermons.](#) 

Logos runs on on any platform, Windows and Mac. And there are mobile apps for the iPhone, iPad and Android devices, as well as an online Web app which gives you access to all of your unlocked content on the go. What this means is that you can literally have your entire library in your pocket.

I can't say enough great things about Logos. It's a solid product produced by a great company that continues to deliver feature-rich updates.

Visit www.logos.com  for more info.


Chapter 16


Audio Bibles

There are many great audio Bibles. Here we review the best free and paid versions.






YouVersion Bible App


By far the quickest, easiest app available is the YouVersion Bible app available for just about any mobile device on the market. [Click here for a walkthrough on how to get started.](#)  As mentioned in the guide, we recommend selecting

the **NIV** version (either NIV or NIV84) which uses the Max McLean NIV Audio Bible. You can also [listen through your computer](#)  if you prefer.



Bible.Is Bible App

Another great (free) Bible app is the Bible.Is Bible app. They have an [iPhone](#), [iPad](#), [Android](#) , and [online version](#).  They offer dramatized and standard versions of the ESV, Contemporary English Bible, KJV, and New Revised Standard Bible for free. [Click here to listen to a sample of the ESV dramatized](#).  You can even [download](#)



up to 3 versions of the Bible  in MP3 format, which you can then transfer to your mobile device for offline listening. There are other goodies too, like being able to watch Jesus Film clips as you study through the Gospels. Again, all free!

Bible Gateway App

One new contender on the audio Bible app scene is

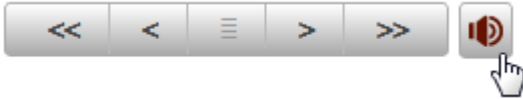


BibleGateway


the iPhone/iPad [Bible Gateway app from www.biblegateway.com](http://www.biblegateway.com).  Playing audio on this version is very easy. They have many exceptional readers. Max McLean reads the ESV, NIV and KJV. There are excellent dramatized versions of the NIV and KJV. This app has by far the most audio versions of any app to date, complete with 3 Spanish versions, all free. [Their website](http://www.biblegateway.com)  says an Android version is coming soon.

Tip for listening online through your computer: Bible Gateway is well known for their online

Bibles. If you select a version that supports audio (KJV, NASB, NIV, TNIV) you will see a little speaker button appear in the navigation bar:



Once you're on their website, click that play button to listen. [Try it out here.](#) 📄



Word Of Promise Audio Bible

This version of the NKJV is perhaps one of the best dramatized versions ever recorded. [You can listen online for free.](#) 📄 [There is a mobile app](#) 📄 for any device which lets you listen to the Gospel of John for free, but you have to pay \$44 to unlock all of the other books. They also


offer [CD](#) and [MP3 discs](#) for purchase. To get a feel for how engaging this version is [listen to John 17](#) (read by Jim Caviezel who played Jesus in the Passion of the Christ) or listen to the sounds in [Revelation 13](#) or [Genesis 1](#).

Tip #1: [You can listen on their website for free.](#)

Tip #2: They also offer a [Word of Promise Next Generation](#) version which is geared towards younger audiences. You can listen to a sample at the link.

Chapter 17

List Of Free Audio Books

Here's over 65 free audio books you can really grow from. No strings attached. It is taken from the Geeky Christian website. Since new books are always added, an updated list [can be found here](#) .

Free Andrew Murray Audio Books

- [Abide in Christ](#) by Andrew Murray read by Christopher Smith
- [Absolute Surrender](#) read by Joy Chan
- [The True Vine](#) read by Phil Snyder
- [With Christ in the School of Prayer](#) read by Joy Chan
- [The School of Obedience](#) read by Joy Chan
- [The Deeper Christian Life](#) read by Phil Snyder
- [Humility: The Beauty of Holiness](#) read by Nathan
- [The Lord's Table](#) read by Phil Snyder

Free Charles Spurgeon Audio Books

- [According to Promise](#) read by MaryAnn
- [All of Grace](#) read by MaryAnn
- [Christ Triumphant](#) read by various
- [Joy Born at Bethlehem](#) read by various
- [Morning and Evening: Daily Readings](#) read by various
- [Spurgeon's Sermons May 1858](#) read by various
- [The Treasury of David, Vol. 1 \(Abridged\)](#) read by MaryAnn and others
- [The Treasury of David, Vol. 2 \(Abridged\)](#) read by MaryAnn and others
- [The Treasury of David, Vol. 6 \(Abridged\)](#) read by MaryAnn

Free Gayle Erwin Audio Books

- [The Jesus Style](#) by Gayle Erwin
- [The Father Style](#) by Gayle Erwin
- [The Spirit Style](#) by Gayle Erwin
- [The Body Style](#) by Gayle Erwin
- [Handbook for Servants](#) by Gayle Erwin
- [That Reminds Me of a Story](#) by Gayle Erwin
- [That Reminds Me of Another Story](#) by Gayle Erwin
- [Not Many Mighty](#) by Gayle Erwin

Free Audio Books By Various Authors

- [Union and Communion](#) by J. Hudson Taylor, read by David Barnes
- [Hudson Taylor's Spiritual Secrets](#) by Hudson Taylor
- [Hudson Taylor In Early Years: The Growth of a Soul](#) by Howard Taylor
- [God Has a Wonderful Plan for Your Life](#) by Ray Comfort (alternate [here](#))
- [How To Pray](#) (part [1](#), [2](#), [3](#)) by R. A. Torrey, read by David Cochran Heath
- [The Life of David Brainerd](#) (part [1](#), [2](#), [3](#)) by John Wesley
- [Quiet Hints to Growing Preachers](#) by Charles E. Jefferson, read by MaryAnn
- [Sinners in the Hands of an Angry God](#) by Jonathan Edwards, read by Max McLean
- [Pilgrim's Progress](#) by John Bunyan read by Joy Chan
- [Grace Abounding](#) by John Bunyan read by Stephen Escalera
- [Holy War](#) by John Bunyan read by Joy Chan
- [The Normal Christian Life](#) by Watchman Nee
- [Ministry to the Lord](#) by Watchman Nee
- [Revolution In World Missions](#) by K. P. Yohannan
- [Living in the Light of Eternity](#) by K. P. Yohannan
- [Foxye's Book of Martyrs Vol. 1](#) by John Foxye, various readers (so-so quality)

- [Foxe's Book of Martyrs Vol. 2](#) by John Foxe, various readers (so-so quality)
- [The Imitation of Christ](#) by Thomas Kempis read by David Barnes

Free E.M. Bounds Audio Books

- [Heaven: A Place, A City, A Home](#) read by PJ Parisis (so-so quality)
- [Power Through Prayer](#) read by PJ Parisis (so-so quality)
- [Prayer and Praying Men](#) read by PJ Parisis (so-so quality)
- [Preacher and Prayer](#) read by PJ Parisis (so-so quality)
- [Purpose in Prayer](#) read by PJ Parisis (so-so quality)
- [Satan His Personality, Power and Overthrow](#) read by PJ Parisis (so-so quality)
- [The Essentials of Prayer](#) read by PJ Parisis (so-so quality)
- [The Necessity of Prayer](#) read by PJ Parisis (so-so quality)
- [The Possibilities of Prayer](#) read by PJ Parisis (so-so quality)
- [The Reality of Prayer](#) read by PJ Parisis (so-so quality)
- [The Resurrection](#) read by PJ Parisis (so-so quality)
- [The Weapon of Prayer](#) read by PJ Parisis (so-so quality)

Free R.A. Torrey Audio Books

- [How To Bring Men To Christ](#) read by PJ Parisis
- [How to Obtain Fulness of Power Through Christ](#) read by PJ Parisis

Free Text-To-Speech Audio Books

The audio for the following books was generated through a computer (text-to-speech).

- [Orthodoxy](#) by G. K. Chesterton ([aac](#) version)
- [Prayer and Praying Men](#) by E.M. Bounds ([aac](#) version)
- [Reality of Prayer](#) by E.M. Bounds ([aac](#) version)
- [The Necessity of Prayer](#) by E.M. Bounds ([aac](#) version)
- [Revival Addresses](#) by R.A. Torrey ([aac](#) version)
- [George Mueller Biography](#) ([aac](#) version)
- [The Practice of the Presence](#) by Brother Lawrence ([aac](#) version)
- [Life of St. Patrick](#) ([aac](#) version)
- [Life of William Carey](#) ([aac](#) version)
- [Secrets of a Happy Christian](#) by H. Smith ([aac](#) version)
- [A Life for a Life](#) by Henry Drummond ([aac](#) version)
- [God of All Comfort](#) by H. Smith ([aac](#) version)

Chapter 18

List Of Free Digital Books

Here are over 200 free digital e-books you can really grow from. It is taken from the Geeky Christian website. Since new books are always added, an updated list [can be found here](#) 📄.

Geeky Christian

- [Irrefutable Proof Christianity is True: A Summary of the Works of Norman Geisler](#) by Shawn Nelson
- [How NOT to Study the Bible: The Dangers of Looking for Deeper Meanings](#) by Shawn Nelson

Calvary Chapel

- [Harvest, Chuck Smith and Tal Brooke](#) (also in [Word](#) format)
- [Answers For Today by Chuck Smith](#) (also in [Word](#) format)

- [Christian Family Relationships by Chuck Smith](#) (also in [Word](#) format)
- [Claims of Christ by Chuck Smith](#) (also in [Word](#) format)
- [Comfort For Those Who Mourn by Chuck Smith](#) (also in [Word](#) format)
- [Effective Prayer Life by Chuck Smith](#) (also in [Word](#) format)
- [Living Water by Chuck Smith](#) (also in [Word](#) format)
- [The Gospel According to Grace by Chuck Smith](#) (also in [Word](#) format)
- [Calvary Chapel Distinctives by Chuck Smith](#) (also in [Word](#) format)
- [Calvinism, Arminianism & the Word of God by Chuck Smith](#) (also in [Word](#) format)
- [Charisma Versus Charismania by Chuck Smith](#) (also in [Word](#) format)
- [The Philosophy of Ministry of Calvary Chapel by Chuck Smith](#) (also in [Word](#) format)
- [The Final Curtain by Chuck Smith](#) (also in [Word](#) format)
- [The Tribulation And The Church by Chuck Smith](#) (also in [Word](#) format)
- [What The World Is Coming To by Chuck Smith](#) (also in [Word](#) format)

John Piper

- [46 free books from John Piper](#)

Apologetics

- [Irrefutable Proof Christianity is True: A Summary of the Works of Norman Geisler](#)
- [A Critical Review of the Empty Tomb, Steve Hays](#)
- [The Great Turning Point by Terry Mortenson, PhD](#)
- [Why Won't They Listen by Ken Ham](#)
- [One Blood by Ken Ham](#)

Creationism

- [Searching for the Truth on Origins, Roger Oakland \(full MP3 set \[here\]\(#\)\)](#)
- [In the Beginning: Compelling Evidence for Creation and the Flood by Walter Brow, PhD](#)
- [Creation: Facts of Life; How Real Science Reveals the Hand of God by Gary Parker, PhD](#)
- [In Six Days by 50 Phd scientists](#)
- [Old Earth Creationism on Trial by Tim Chaffey & Jason Lisle, PhD](#)
- [Unwrapping the Pharaohs by John F. Ashton](#)
- [Frozen in Time by Michael Oard](#)
- [Refuting Evolution by Jonathan Sarfati, PhD](#)

- Refuting Evolution Part 2 by Jonathan Sarfati, PhD
- The New Answers Book: Over 30 Questions on Creation/Evolution and the Bible by Ken Ham
- The New Answers Book Part 2 by Ken Ham
- The Evolution Handbook by Vance Ferral
- The Creation Answers Book by Jonathan Sarfati, PhD
- The Lie: Evolution by Ken Ham
- Evolution Exposed: Biology by Roger Patterson
- Evolution Exposed: Earth Science by Roger Patterson
- Taking Back Astronomy by Jason Lisle, PhD
- In the Beginning Was Information by Werner Gitt, PhD
- Creation's Tiny Mystery by Robert Gentry, PhD
- Buried Alive by Jack Cuozzo

Philosophy

- Faith With Reason by Joseph R. Farinaccio
- The Many Faces, and Causes, of Unbelief by Bert Thompson PhD

Bible

- [How to Study and Teach the Bible by Elmer L. Towns](#)
- [Exegetical Fallacies: Common Mistakes Every Student of the Bible Must Avoid, William D. Barrick](#)
- [Survey of the Bible 1 \(Genesis-Song\), Ray Stedman \(full MP3 set \[here\]\(#\)\)](#)
- [Survey of the Bible 2 \(Isaiah – Malachi\), Ray Stedman \(full MP3 set \[here\]\(#\)\)](#)
- [Survey of the Bible 3 \(New Testament\), Ray Stedman \(full MP3 set \[here\]\(#\)\)](#)
- [Bible Introduction 101 by Barry E. Horner](#)
- [Introduction to the New Testament by Louis Berkhof](#)
- [A Chronological Study of the Life of Jesus, McGarvey and Pendleton](#)

Biblical Inspiration

- [History and Authenticity of the Bible, Dr. David Hocking \(full MP3 set \[here\]\(#\)\)](#)
- [The Ministry of the Word, Vincent Cheung](#)
- [The Divine Inspiration of the Bible, Arthur W. Pink](#)
- [Is the Bible Without Error?, R. A. Torrey](#)

Biographies

- John Wesley by Bonamy Dobree
- The Life of D. L. Moody by William Moody
- Charles Finney
- The Journal of John Wesley
- The Journal of David Brainerd

Christian Leadership

- Servant Leadership, Calvary Chapel Outreach Fellowship (full MP3 set [here](#))
- Working for God, Andrew Murray
- Lectures To My Students, Volume 1, Charles H. Spurgeon (also volumes 2, 3, 4)

Preaching / Teaching / Homiletics

- How to Study and Teach the Bible by Elmer L. Towns
- My Homiletic Swimming Pool, Timothy Tow
- Being an Effective Bible Class Teacher, Gene Taylor
- Preach the Word, Vincent Cheung

Biblical Counseling

- Biblical Counseling Manual by Adam Pulanski

Church Planting

- [The Process of Planting a Church, Daniel Vermeulen](#)

Spiritual Growth

- [The Spiritual Man by Watchman Nee](#)
- [New Life: Words of God for Young Disciples by Murray, Andrew](#)
- [A Plain Account of Christian Perfection, John Wesley](#)
- [The Normal Christian Life by Watchman Nee](#)
- [A Christian Handbook for Emotional Transformation, John Edmiston](#)
- [Absolute Surrender by Murray, Andrew](#)
- [School of Obedience by Murray, Andrew](#)
- [Waiting On God! by Murray, Andrew](#)
- [Pursuit of God, A.W. Tozer](#)
- [Discipleship, J. Heinrich Arnold](#)
- [The Christian's Secret of a Happy Life, Hannah Whitall Smith](#)
- [Christianity Is Not Religion](#)
- [Serious Call to a Devout and Holy Life, William Law](#)
- [Normal Christian Life, Watchman Nee \(other formats here\)](#)
- [Two Covenants by Murray, Andrew](#)

- True Vine: Meditations by Murray, Andrew
- Deeper Christian Life by Murray, Andrew
- Master's Indwelling by Murray, Andrew
- Lord's Table by Murray, Andrew
- Working For God! by Murray, Andrew

Prayer

- With Christ in the School of Prayer by Murray, Andrew
- Power Through Prayer, E. M. Bounds
- The Weapon of Prayer, E.M. Bounds

Discipleship Manuals

- Discipleship By Design Workbooks
- Chrysalis Study Guide
- 21 Days To Breakthrough Workbook
- Discovering God's Will
- The Disciple's Journal
- Presence Study Guide
- God's Order for FamilyLife Workbook
- As A Man Thinks Study Guide
- Biblical Principles For A Strong Foundation | Leader's guide
- Parenting Is A Ministry Workbook | Audio files

- [Marriage Is A Ministry | Audio files](#)
- [Forgiveness And Reconciliation Workbook](#)

Parenting

- [Raising Godly Children in an Ungodly World by Ken Ham & Steve Ham](#)
- [Already Gone: When Your Kids Quit Church And What You Can Do To Stop It by Ken Ham](#)
- [Family Worship, Joel R. Beeke](#)

Marriage

- [Sex, God, and Marriage by Johann Christoph Arnold \(Also has workbook\)](#)

Reference Works

- [Easton's Bible Dictionary, M. G. Easton](#)
- [Torrey's New Topical Textbook, R. A. Torrey](#)
- [Smith's Bible Dictionary, William Smith](#)
- [Derickson's Notes on Theology, Stanley R. Direckson](#)
- [Nave's Topical Bible, Orville J. Nave](#)
- [Matthew Henry's Concise Commentary on the Bible, Matthew Henry](#)

- [Wesley's Notes on the Bible, John Wesley](#)
- [Barnes' New Testament Notes](#)
- [Calvin's Commentaries](#)

History

- [Early Church Fathers](#)
- [Creeds of Christendom Volume 1, Philip Schaff \(also volume 2\)](#)
- [Fathers of the First Century – The Apostolic Fathers Vol. I](#)
- [Fathers of the Second Century Vol. II](#)
- [Fathers of the Third and Fourth Centuries Vol. III](#)

Evangelism

- [A Study In Personal Evangelism, Gene Taylor](#)
- [How to Book on Personal Evangelism, R. Larry Moyer](#)
- [Evangelism Made Personal, Mark A. Copeland](#)

Famous Theologians

- [John Wesley – Plain Account of Christian Perfection](#)
- [John Calvin – Institutes of Christian Religion](#)
- [William Law – A Serious Call to a Devout and Holy Life](#)

- Augustine – City of God and Christian Doctrine
- Aquinas – Nature and Grace
- Luther – Commentary on Galatians
- Anselm – Basic Works
- Teresa of Avila – Way of Perfection
- Jonathan Edwards – Freedom of the Will

Theology

- Systematic Theology, Thiessen
- An Introductory Study of Systematic Theology, Stanford E. Murrell
- Systematic Theology, Vincent Cheung
- Systematic Theology I, Charles Hodge (alternate [here](#))
- Systematic Theology II, Charles Hodge
- Systematic Theology, James Boyce

Theology Proper (Study Of God)

- The Attributes of God, Dr. David Hocking (full MP3 set [here](#))
- Bible Basics: Theology, Dr. Robert D. Luginbill

Anthropology (Study Of Man)

- Repentance by T. Watson

Hamartiology (Study Of Sin)

- Bible Basics: Hamartiology, Dr. Robert D. Luginbill

Trinity

- A Brief Declaration and Vindication of the Doctrine of the Trinity, John Owen
- The Trinity – E.H. Bickersteth

Christology (Study Of Jesus Christ)

- Christology: The Doctrine of Jesus Christ, Dr. David Hocking
- Names of Jesus, Elmer Towns
- Bible Basics: Christology, Dr. Robert D. Luginbill
- Christologia, John Owen

Soteriology (Study Of Salvation)

- The History of Redemption, Dave Shirley (full MP3 set [here](#))
- Man As God Intended
- Soteriology, David M. Williams
- Bible Basics: Soteriology, Dr. Robert D. Luginbill

Pneumatology (Study Of The Holy Spirit)

- [The Person and Gifts of the Holy Spirit, Chuck Smith](#) (full MP3 set [here](#))
- [Names of the Holy Spirit, Elmer Towns](#)
- [Pneumatology, Thomas Freeman](#)
- [Probing the Center of Paul's Pneumatology](#)
- [Bible Basics: Soteriology, Dr. Robert D. Luginbill](#)
- [The Person and Work of the Holy Spirit by R.A. Torrey](#)

Angelology (Study Of Angels)

- [Bible Basics: Angelology, Dr. Robert D. Luginbill](#)

Eschatology (Study Of End Times)

- [Bible Basics: Eschatology, Dr. Robert D. Luginbill](#)

Ecclesiology (Study Of The Church)

- [Ecclesiology, A Pattern in the Heavens, Richard E. Bacon PhD](#)

Chapter 19

About Geeky Christian



Our Vision

*To share Jesus to a distracted world
and grow closer to God through technology.*

Technology has changed everything. Never before in the history of the church has there been access to such a wealth of resources. Our

goal is to help people discover and use these resources to grow in their Christian faith.

Technology has also brought many challenges. There's so much info that we now live in a "too long didn't read" (TLDR 📄) culture. How can we spread the Gospel when everybody is bombarded with status updates, Instagrams and instant notifications?

Our goal is to reach this distracted crowd by injecting entertaining, yet critically important "Gospel bits" into the stream of popular social media sites.

Visit us at www.geekychristian.com 📄

About The Author



Shawn Nelson

Founder, GeekyChristian.com

[LinkedIn profile](#) 

I've been hooked on programming since I got a Commodore 64 in the sixth grade. In the 90s, I helped cofound Del Mar DataTrac, a mortgage banking software company. I've started a few other companies since then. I've also pastored and served in many churches. I've got a Bachelor of Arts in Biblical Studies from San Diego Christian College and am currently pursuing an M.Div. in Apologetics from Veritas Evangelical Seminary. I am married with two children and reside in Temecula, CA.

Speaking Requests

You can invite me to speak to your group or event. I've got a passion for Christian growth, evangelism and Bible study and love to communicate to adults, youth and kids of all ages.

I've authored a few books such as *Hack Your Faith*, *Proof Christianity Is True*, *How Not To Study The Bible* as well as many articles and papers published through our website.

I travel from Temecula, CA.

Please contact info@geekychristian.com